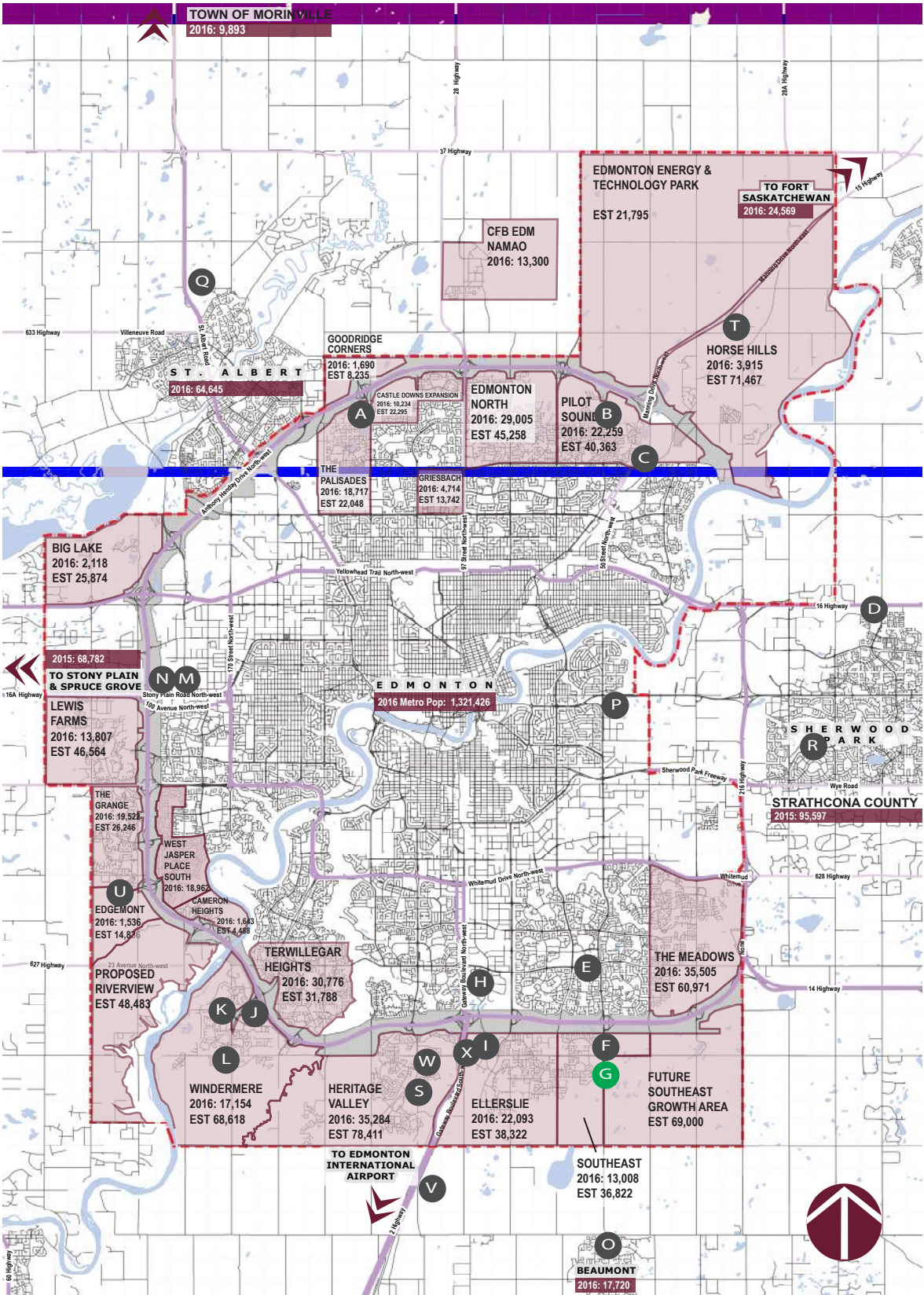


Cameron Development projects throughout Greater Edmonton Area

- A Albany Market Square
- B Hollick Kenyon / McConachie Plaza
- C Manning Town Centre / Manning Village
- D Emerald Hills
- E Meyokumin
- F Harvest Hills Market
- G Harvest Pointe
- H South Edmonton Common
- I Ellerslie Crossing
- J Currents of Windermere
- K Windermere Crossing
- L Windermere South
- M Sunwapta Centre
- N Sunwapta West
- O Montalet / Gallerie Beaumont
- P Centre 50
- Q Erin Ridge
- R Centre in the Park
- S Cavanagh
- T Horse Hill
- U Edgemont
- V Monarch Industrial Park
- W Southbrook
- X Edmonton Business Campus



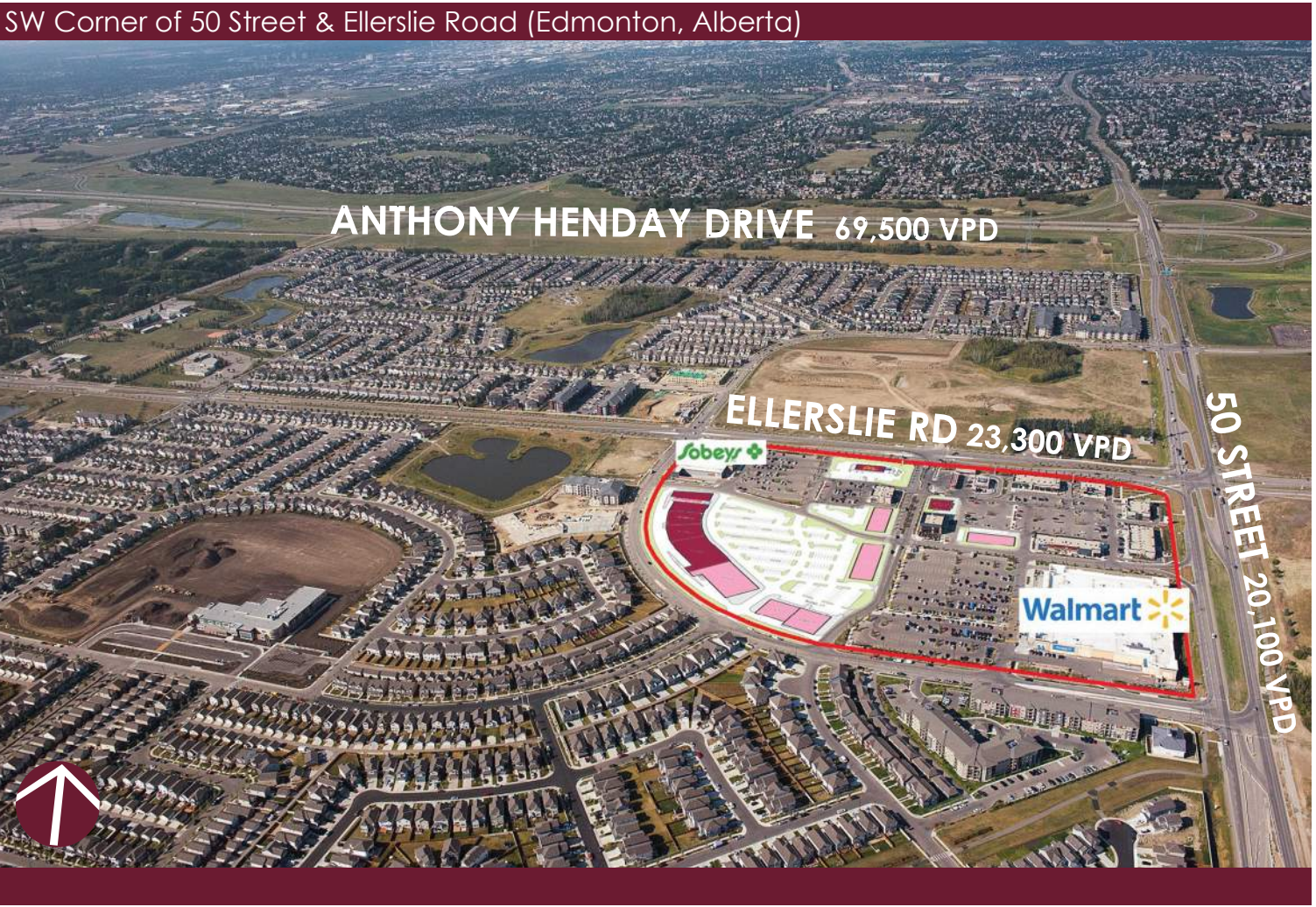
Cameron Development Corporation

10180-111 St NW Edmonton, AB T5K 1K6
+1 780.424.8008
leasing@cameron-corporation.com
cameron-corporation.com

Follow us

@Cameron_Corp
Cameron Development Corporation

Harvest Pointe



Harvest Pointe is one of SE Edmonton's newest and largest shopping developments. Anchored by Walmart and Sobeys, and located along major arterial roads, this area will be joined by Harvest Hills Market directly adjacent to it.

- Walmart
- Sobeys
- Shoppers Drug Mart
- IHOP
- RBC
- TD
- Servus

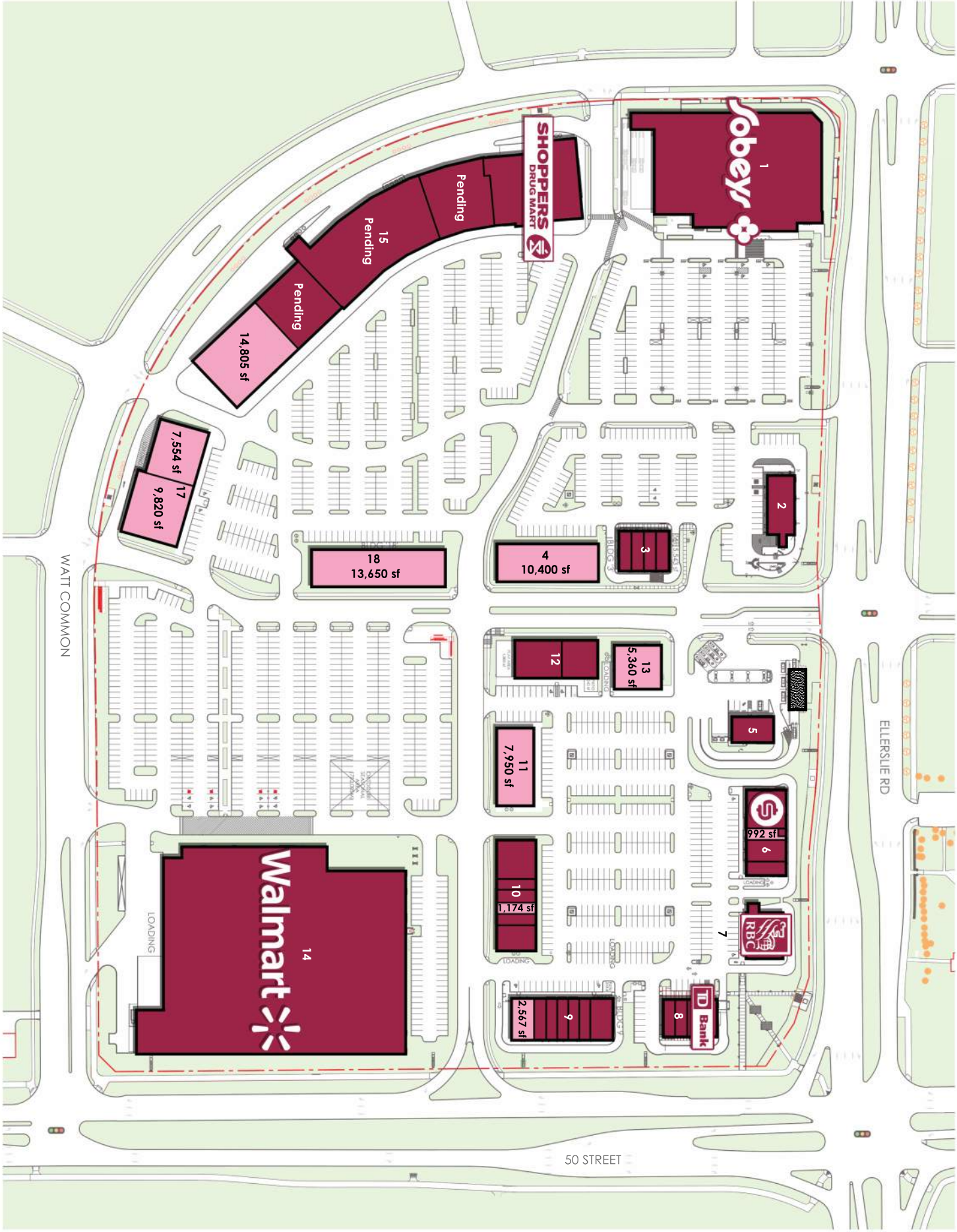
39.7 acres - Commercial Site
375,000 sf - Retail Area

Anthony Henday Drive - 4 min
Town of Beaumont - 9 min
Across from Ivor Dent Sports Park

Primary Trade Area (2017) - 93,337
Avg. Household Income - \$105,953



Harvest Pointe



Tenant List

Building 1 Sobeys	Building 4 10,400 sf	Building 8 TD Bank Optical Barburito	Building 10 IHOP Chiropractor CPA	Building 12 Tiffin Daycare	Building 15 Shoppers Drug Mart Pending	Building 18 13,650 sf
Building 2 Pending	Building 5 Petro-Canada	Building 9 Dairy Queen Nail Salon H&R Block Great Clips Subway	Building 11 Orange Theory 7,950 sf Available	Building 13 5,360 sf Available	Building 17 7,554 sf Available 9,820 sf Available	
Building 3 Starbucks Cobs Bread M&M Food Market GNC	Building 6 Servus Dentist Edo Japan 992 sf Available	Building 7 Royal Bank	Building 14 Walmart			

Population Statistics

	3 KM	5 KM	7 KM	Edmonton
Population 2017	41,955	96,717	177,541	895,791
Population est. 2022	45,552	104,130	192,961	982,920
Households	13,854	32,441	59,074	354,924
Avg. Income	110,665	105,440	111,466	99,602



CAMERON
DEVELOPMENT
CORPORATION



CREIT®