



Albany Market Square

NW Corner of 167 Ave and 127 St



Albany Market Square serves the NW Edmonton and St. Albert area with a Walmart anchor as well as a wide selection of fast food and sit-down dining options, financial institutions, and health & beauty services.

	Commercial Site Retail Area	36.4 acres 352,269 sf
	City of St. Albert Anthony Henday Drive 97 Street	7 min Adjacent 7 min
	Primary Trade Area Avg. Household Income	129,764 (2022) \$113,109
	Annual Visitors Avg. Visitors per Day	4,356,343 (2022) 11,935



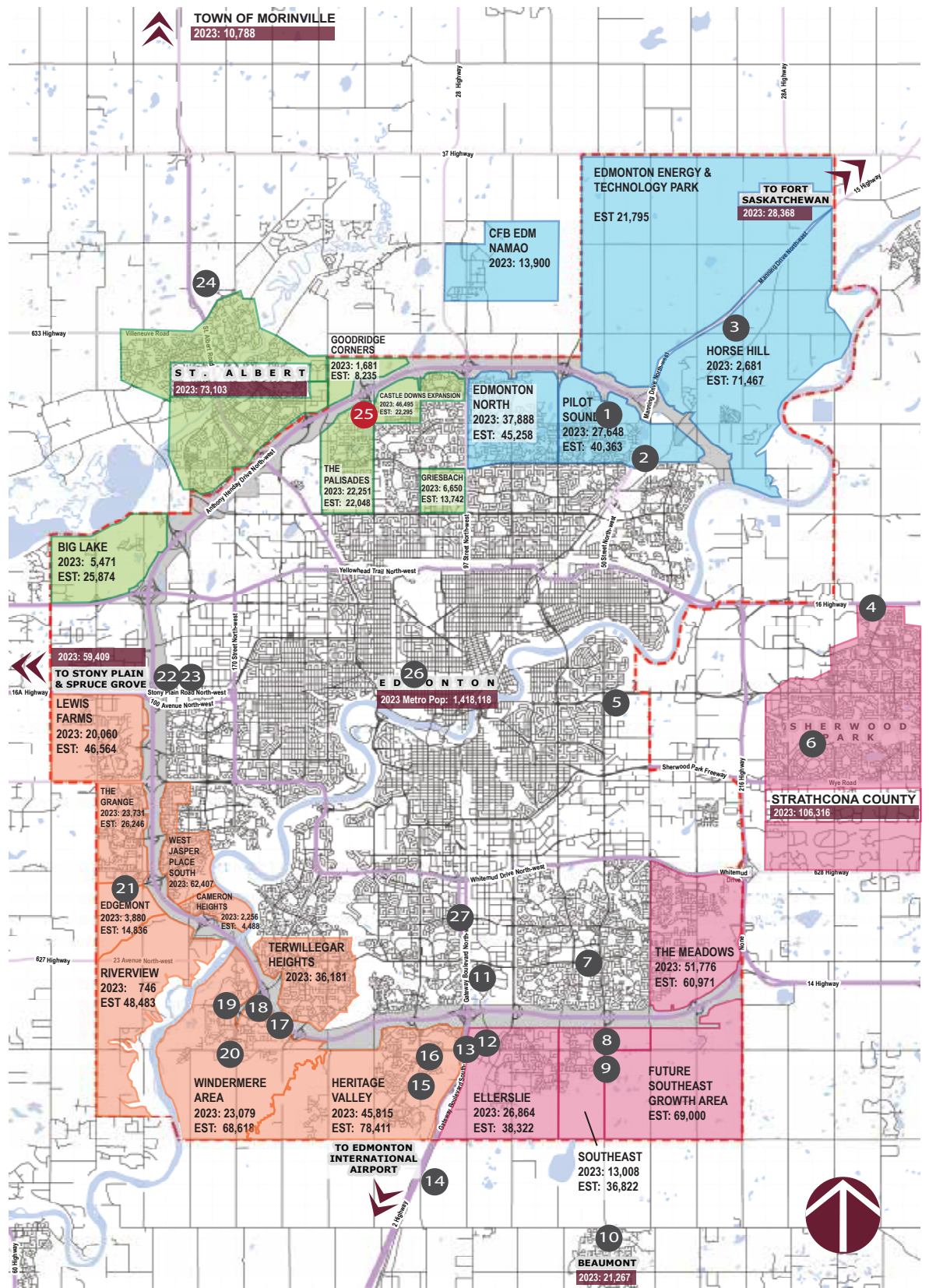
Albany Market Square



Population Statistics

	3 KM	5 KM	7 KM	Edmonton
Population 2022	56,171	129,764	220,646	1,010,899
Population est. 2027	64,899	144,021	239,308	1,116,700
Households	12,267	46,254	80,772	396,400
Avg. HHI	\$112,565	\$113,109	\$111,175	\$110,600

Cameron projects throughout Greater Edmonton Area



- 1 Hollick Kenyon / McConachie Plaza
- 2 Manning Town Centre / Manning Village
- 3 Horse Hill
- 4 Emerald Hills
- 5 Centre 50
- 6 The Market at Centre in the Park
- 7 Meyokumin
- 8 Harvest Hills Market
- 9 Harvest Pointe
- 10 Montalet / Gallerie Beaumont
- 11 South Edmonton Common
- 12 Ellerslie Crossing
- 13 Edmonton Business Campus
- 14 Monarch Industrial Park
- 15 Cavanagh
- 16 Southbrook
- 17 Windermere Pointe
- 18 Currents of Windermere
- 19 Windermere Crossing
- 20 Windermere South
- 21 Edgemont
- 22 Sunwapta West
- 23 Sunwapta Centre
- 24 Erin Ridge
- 25 Albany Market Square
- 26 Downtown Office
- 27 South Trail